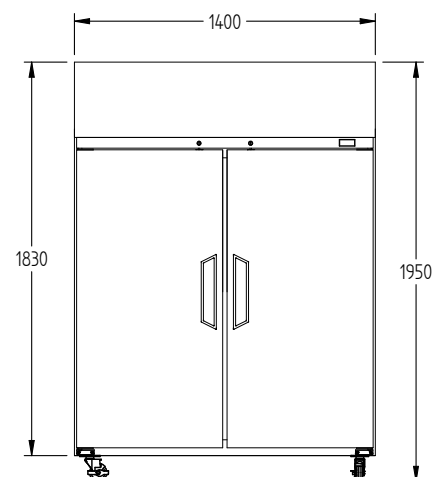
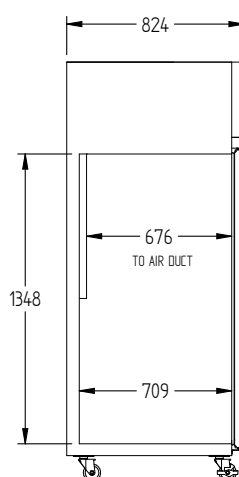
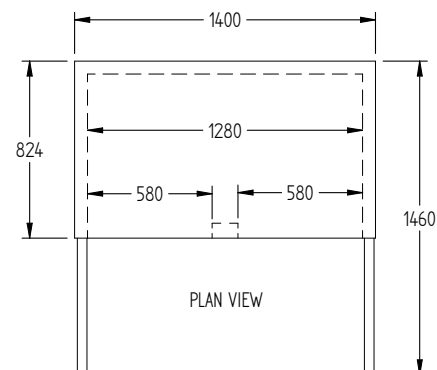


# LTG2SS



CATEGORY	TOPAZ CAFÉ RANGE
RANGE	<b>Topaz Top Mount</b>
UNIT	FREEZER
TYPE	SELF CONTAINED
DOORS	2



## SPECS

TEMPERATURE	-18°C / -22°C
CAPACITY LITRES	1120
DIMENSIONS - W X D X H MM	1400 W x 824 D x 1950 H
WEIGHT UNPACKED (KG)	220
STANDARD INCLUSIONS*	
DOOR TYPE	S (SOLID DOOR)
FINISH (INTERIOR AND EXTERIOR EXCLUDING REAR AND UNDER)	S (STAINLESS STEEL)
SHELVES/DOOR	4
ELECTRICAL	
POWER SUPPLY	10amp
RUNNING AMPS	4.9
GAS TYPE	
REFRIGERANT	R404a

\*\*\* For **OPTIONS** refer to the current Williams Price Guide